

BOOK REVIEW


Fantastic, immersive titles that inform and entertain too

Today's booklist features two incredible reads on the life of Anandibai Joshee and Satyendranath Bose. Also included are Deka's 'unfinished' novel, a deeply psychological tale of binaries that refuses the promise of easy answers and Priya The Jungle Dancer, a beautifully illustrated picture book. Embark on a fascinating educational and cultural tour of three globally famous universities -- Oxford, Cambridge, and Harvard -- in Rajesh Talwar's book.

THE INCREDIBLE LIFE OF ANANDIBAI JOSHEE

Author: Swati Sengupta


Anandi led a very different life from other girls of the times. Her husband wanted her to study and made sure she could attend school. At the age of 12, faced with a terrible loss, Anandi decided to become a doctor so she could help others. Overcoming unimaginable odds, Anandibai made her way to Pennsylvania, at one of the very few medical colleges worldwide to admit woman students. As an 18-year-old, she adjusted to life in an alien land and studied hard, becoming the first Indian woman to get a medical degree in the US. In this biography, her life comes alive, and how she spoke up about the equality of men and women.



THE INCREDIBLE LIFE OF SATYENDRANATH BOSE

Author: Swati Sengupta

A little boy growing up in Calcutta (present Kolkata) is brilliant in mathematics. In school, he is forever remembered as the only student to ever score 110 out of 100 in math! The boy, Satyendranath Bose, would go on to propose theories that would change the field of physics forever. In 1924, Satyendranath Bose wrote a scientific paper that impressed the most famous scientist in the world -- Albert Einstein. This is the story of an astonishing mind that loved to learn, whether it was science, literature, or music. It is also about a man who was admired by the greatest scientists of all time. Bose's findings in physics made him immortal.



PRIYA THE JUNGLE DANCER

Author: Sathya Achia


Priya's grandparents are teaching her a traditional Kodava dance for a performance she is to give at school. But their connection is broken midway, and Priya now must look deep inside to find her inner jungle dancer. Priya's determination to make herself and her grandparents proud takes her on a journey of trying, failing, and trying again, inspiring young readers to take failure in their stride. Sathya's engaging storytelling is supported by Janan Abir's vivid illustrations which highlight the unique cultural practices of the Kodava community. The book centres on the power of the family and the magical bond between children and grandparents.



HARVARD, OXFORD AND CAMBRIDGE

Author: Rajesh Talwar


The book suggests ways in which Ed-Tech and AI can radically transform education and bring about complete literacy. It discusses how India can attract foreign students and makes the case for the entry of foreign universities. It makes far-reaching recommendations that address the issues of expansion, equity, employability, and excellence within the Indian educational system. With increasing affluence and influence, Asia is now changing and rising. The author makes brilliant, unorthodox, out-of-the-box suggestions on how to improve and fast-track the quality of education in India in an inimitable style.



YATRA: AN UNFINISHED NOVEL

Author: Harekrishna Deka

A mysterious letter arrives at the doorstep of an aging writer and swiftly begins to permeate everything he sees and touches. When he sets out on a journey to excavate the truth -- and its alibis -- his confrontation leads him deep into the human psyche and the turbulent ways of the civilised. Playing with the notions of 'shadowland' and 'heartland', the stories of the narrator and his compatriots (nursing their own agendas) are cross-stitched with their anxious traversing of inner and outer worlds, interrogating the role of the reader and the degree of participation (or passivity) allowed to them.



HANDS ON

HANDPRINT BUTTERFLY CRAFT

SUPPLIES

- Coloured craft paper
- Acrylic paints
- Paint brush
- Black marker
- Craft glue or tacky glue
- Pencil
- Scissors



INSTRUCTIONS

Cut out the body of the butterfly from the coloured craft paper.

Use white craft paper for the wings. Using a paint brush, apply paint onto one of your palms and press it down on the white paper.

Repeat this process three

more times. Make two pairs of handprints, each pair a different colour.

Cut out the wings using a pair of scissors.

Now glue the same coloured handprints side by side, keeping the thumbs facing outward, creating the butterfly's

wings. Now attach the two pairs together as seen in the image.

Now glue on the butterfly's body and antennae. Use a black marker to draw mouth and eyes.

You can decorate the wings with coloured round cut paper.

NEWSPAPER FLOWERS

SUPPLIES

- Newspapers -- you will need about one double sided broadsheet per flower (and still have some paper left over)
- Water colours or acrylic paints
- A button
- A little craft wire
- Scissors, brushes and water



INSTRUCTIONS

Select three different templates from around the house, a small plate, a bowl and a glass.

There is no exact size for this, so pick what you think goes well together.

Draw circles with the templates -- roughly 2 large, 3 medium and 2 small. Next, take the watercolours or acrylic paints -- whatever you have chosen for these flowers -- and start painting your circles. You can use 2-3 colours in each circle. Make sure there is a good amount of colour at the edge of the circles.

Let your newspaper circles dry fully. Once dry, roughly cut out the circles.

Overlay similar sized circles and then cut them out neatly with a woven/ petal edge. Usually about 5-6 layers at a time.

You can now arrange your individual newspaper sheets into flowers -- again -- 2 large newspaper 'petals', 3 medium sized newspaper 'petals' and 2 small 'petals'. Get a button and push your

craft wire through it in a U-shape. With scissors (or the craft wire if it is strong enough), make a small hole at the centre of your 7 sheets of newspaper.

Then carefully insert the craft wire. On the back, spread it apart. And if you wish you can secure the wire on the newspaper with a little tape.

Now scrunch up your whole newspaper flower. Then start pulling apart each newspaper "petal" and rearranging it a little.

WHAT'S COOKING

NUTTY CHOCOLATE LADOOS

INGREDIENTS

1 cup pistachios, almonds, walnuts and cashews (in equal proportions), 1 cup dates (deseeded), finely chopped, 4 tsp cocoa powder, 1/2 tsp vanilla extract, pista powder (to roll)



METHOD

In a pan, toast the nuts on a medium flame. Let it cool.

Now, warm the dates in microwave for 30-45 seconds.

Take a processor and pulse the nuts to a coarsely chopped texture.

Separately, pulse the dates with vanilla extract and cocoa powder to make a smooth paste.

Now, mix the nuts and dates to form a dough and shape them in ladoo/balls.

Finally, roll the balls in the pistachio powder for a green colour.

BAIGAN KA RAITA

INGREDIENTS

2 small eggplants, 1 1/2 cup yoghurt, salt to taste, red chilli powder, 1/2 tsp garlic, oil for frying and tadka

For tadka: 2-3 cloves garlic, 1/2 tsp cumin seeds, 3-4 whole red chillies, 1 sprig curry leaves



METHOD

Slice the eggplant into slim rounds, about 1/2 cm. Heat oil in a frying pan and fry on medium heat until one side turns golden (about 2 minutes), then flip and cook the other side (closer to 1 minute). Cook in batches and drain on paper towels. Sprinkle a little salt and put a layer down in the dish you will be using.

Now whip the yogurt, salt, red chili powder and garlic together with a little

water. Adjust for consistency and then adjust seasoning. It should taste positively tangy.

Gently pour over your sliced eggplant. For tadka, heat up 1 1/2 tbsp of oil in a small pan. Then add sliced garlic, curry leaves, cumin seeds and whole red chillies.


Cook the garlic so that it is golden on each side. Then gently pour the tadka on top of the raita.



CHOOSE MAGNITE. CHOOSE THE RIGHT SUV.
NOW WITH 3-YEAR PRE-PAID MAINTENANCE*.



BENEFITS UP TO
₹87,000**



First-in-segment
Around View Monitor



Wireless Connectivity to
Android Auto™ & Apple CarPlay®



Big On Space



EZ-Shift AMT & CVT

#BIGOLDBEAUTIFUL

TO KNOW MORE CALL:
8879509258

ALSO AVAILABLE IN CSD



2 years standard +
3 years* extended warranty



Available @ 1500+ cities



LOWEST COST OF
MAINTENANCE (38p/km*)
During typical ownership
period of 5 years



Convenience of service
@ doorstep



Servicing your car
now so easy



Service within 90 mins



50+ tech, stylish &
innovative accessories

TEST DRIVE TO BOOK NOW: 7065233336

Book Nissan Magnite

www.nissan.in

AUTHORIZED NISSAN DEALERS: DELHI/NCR: DWARKA: JUBILANT NISSAN- 9731075182, MOTI NAGAR: JUBILANT NISSAN- 9535947556, OKHLA: YOUWE NISSAN- 9731169831, PATPARGANJ: BRITE NISSAN- 9731125342, PRASHANT VIHAR: JUBILANT NISSAN- 9731076910, SAFDARJUNG: YOUWE NISSAN- 9731170778, FARIDABAD: YOUWE NISSAN- 9731170445, GHAZIABAD: ADIV NISSAN- 9731043360, GURUGRAM: SECTOR 14: VERTEX NISSAN- 9731169529, GURUGRAM: SOHNA ROAD: VERTEX NISSAN- 9731169773, NOIDA: BRITE NISSAN- 9731088708.

*Terms & conditions apply. Offer is applicable on Select Models Only, contact your nearest dealership for more information. All prices ex-showroom Delhi. Features may vary from variant to variant. Colours are indicative only and may vary due to printing constraints. Accessories shown may not be part of standard fitment. **The scheme is applicable on vehicles invoiced on or before 31st May 2024. Please visit your nearest Nissan dealer for more information. *Finance is at the sole discretion of finance partners and NRSFI. Android Auto™ and Apple CarPlay® are registered trademarks of Google LLC and Apple Inc., respectively.

